

Real Federación
Española de
Automovilismo



MITJET Series 2009 & Open de España CM

Clasificado por vueltas

MITJET SERIES FRANCIA vs ESPAÑA

Circuito de Cartagena 3,506 km

FINAL EUROPEA

25/10/2009 14:00

Carrera started at 13:58:25

Pos.	Nº	Nombre	Vueltas	Dif. resp. 1º	Dif. resp. anterior	Mejor Tm	En Vuelta	Mejor Vel.
1	81	SIRGUE DIDIER	11			1:54.991	11	109,762
2	67	GUEDJ MICHAEL	11	0.945	0.945	1:55.156	11	109,604
3	31	DAYRAUT XAVIER	11	1.164	0.219	1:54.772	11	109,971
4	92	ANQUETIL CHRISTOPHE	11	3.894	2.730	1:56.126	2	108,689
5	6	Nicolás Suarez	11	4.091	0.197	1:54.540	3	110,194
6	3	Daniel Cuadrado	11	4.119	0.028	1:56.440	11	108,396
7	113	Enrique Martinez	11	6.155	2.036	1:57.069	11	107,813
8	100	RENAUT JEAN JACQUES	11	7.046	0.891	1:55.555	4	109,226
9	41	Gustavo Gomar	11	8.137	1.091	1:57.730	2	107,208
10	8	JULIEN GEDET	11	8.266	0.129	1:56.812	2	108,051
11	26	DESPLAT JEAN PHILIPPE	11	8.629	0.363	1:56.672	7	108,180
12	51	MICHAEL LEPOUTRE	11	8.776	0.147	1:56.571	11	108,274
13	32	PALACIN Juliette	11	10.929	2.153	1:57.405	11	107,505
14	68	DOUMAYROU HERVE	11	12.485	1.556	1:58.077	11	106,893
15	58	NAVARRO CLAUDE	11	12.940	0.455	1:58.116	3	106,858
16	36	THIVAT PATRICE	11	13.404	0.464	1:58.087	2	106,884
17	29	Jorge Egui	11	15.534	2.130	1:59.299	11	105,798
18	12	SHUMEYEV RUBEN	11	15.591	0.057	1:58.397	11	106,604
19	53	ZANONI GERARD	11	18.420	2.829	1:59.346	3	105,756
20	94	GUIPTEAUD JEAN MICHEL	11	18.534	0.114	1:58.538	6	106,477
21	60	BARNOIN JEAN LUC	11	21.033	2.499	2:00.849	2	104,441
22	13	LESCOS Didier	11	21.117	0.084	1:57.241	2	107,655
23	15	THIERRY JONCOUX	11	25.277	4.160	1:59.973	5	105,204
24	82	LEONARD FRANCOIS	11	25.894	0.617	2:02.578	3	102,968
25	4	ROHEE CHARLES	11	28.804	2.910	2:03.628	2	102,093
26	131	Mariano Cuadrado	11	31.062	2.258	2:06.157	11	100,047
27	14	Albertor Gonzalez	11	33.580	2.518	2:02.071	2	103,396
28	30	Jose Antonio Alvarez	11	1:14.947	41.367	1:59.715	3	105,430

No clasificado (75% = 9 Vueltas)

69	BARON SEBASTIEN	6	5 Vueltas	5 Vueltas	1:54.527	3	110,206
5	Antonio Puga	6	5 Vueltas	7:58.993	1:57.365	4	107,541
18	Amaury Lepoutre	4	7 Vueltas	2 Vueltas	1:56.025	4	108,783
21	Ettore Acquani	2	9 Vueltas	2 Vueltas	2:00.445	2	104,791
25	Daniel Carretero		11 Vueltas	2 Vueltas		0	-

Márgen de victoria	Velocidad media	Mejor tº de vuelta	Mejor Vel.	Mejor vuelta para
0.945	95,439	1:54.527	110,206	69 - BARON SEBASTIEN

Tus resultados en: www.bargade.es info@bargade.es (+34) 902 106 340

Orbits 4



El Jefe de Cronometraje

Javier Barg

Hora:

El Director de Carrera

Hora:

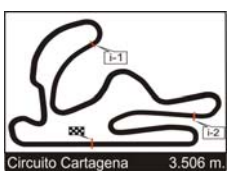
El/los Comisarios Deportivos

Hora:

Provisional

Definitiva

www.bargade.es



Real Federación
Española de
Automovilismo



MITJET Series 2009 & Open de España CM

Vuelta a vuelta

MITJET SERIES FRANCIA vs ESPAÑA

Circuito de Cartagena 3,506 km

FINAL EUROPEA

25/10/2009 14:00

Carrera started at 13:58:25

Competidores	Vueltas											
	0	1	2	3	4	5	6	7	8	9	10	11
BARON SEBASTIEN (69)	1	69	69	69	69	69	69	81	81	81	81	81
Nicolás Suarez (6)	2	6	6	6	6	6	81	67	67	67	67	67
DAYRAUT XAVIER (31)	3	31	31	81	81	81	81	67	31	31	31	31
Daniel Carretero (25)	4	25	81	31	31	31	31	6	6	6	6	92
SIRGUE DIDIER (81)	5	81	67	67	67	67	67	6	92	92	92	92
GUEDJ MICHAEL (67)	6	67	92	92	92	92	92	113	3	3	3	3
Amaury Lepoutre (18)	7	18	51	18	18	18	3	3	3	113	113	113
MICHAEL LEPOUTRE (51)	8	51	41	41	3	3	113	113	41	41	41	100
ANQUETIL CHRISTOPHE (92)	9	92	18	3	41	113	41	41	8	8	8	8
Gustavo Gomar (41)	10	41	3	8	113	41	8	8	100	100	100	100
Daniel Cuadrado (3)	11	3	113	113	8	8	5	13	26	26	26	26
JULIEN GEDET (8)	12	8	8	5	5	5	13	100	13	13	13	13
PALACIN Juliette (32)	13	32	5	32	13	13	100	26	51	51	51	51
Enrique Martinez (113)	14	113	32	13	100	100	26	51	58	58	58	58
NAVARRO CLAUDE (58)	15	58	13	26	26	26	51	58	32	32	32	32
Antonio Puga (5)	16	5	94	51	51	51	58	32	68	68	68	68
LESCOS Didier (13)	17	13	26	100	58	58	32	68	36	36	36	36
Jorge Egui (29)	18	29	29	29	68	68	68	36	29	29	29	29
GUITTEAUD JEAN MICHEL (94)	19	94	58	58	36	36	36	29	53	53	53	53
Ettore Acquani (21)	20	21	21	21	29	29	29	53	12	12	12	12
DESPLAT JEAN PHILIPPE (26)	21	26	68	68	32	32	53	15	30	30	30	30
BARNOIN JEAN LUC (60)	22	60	12	12	60	53	60	12	60	60	60	60
Albertor Gonzalez (14)	23	14	100	36	53	60	12	30	94	94	94	94
DOUMAYROU HERVE (68)	24	68	36	60	12	12	15	60	15	15	15	15
SHUMEYEV RUBEN (12)	25	12	60	15	30	30	30	94	82	82	82	82
Mariano Cuadrado (131)	26	131	82	53	15	15	94	82	4	4	4	4
LEONARD FRANCOIS (82)	27	82	131	30	82	94	82	4	14	14	14	14
ZANONI GERARD (53)	28	53	15	82	94	82	4	14	131	131	131	131
RENAUT JEAN JACQUES (100)	29	100	53	131	4	4	14	131				
THIERRY JONCOUX (15)	30	15	30	94	131	14	131	5				
THIVAT PATRICE (36)	31	36	4	4	14	131						
ROHEE CHARLES (4)	32	4	14	14								
Jose Antonio Alvarez (30)	33	30										



El Jefe de Cronometraje

Javier Barg

Hora:

El Director de Carrera

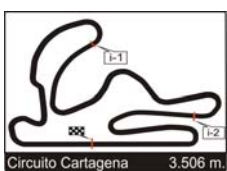
Hora:

El/los Comisarios Deportivos

Hora:

Provisional

Definitiva



Real Federación
Española de
Automovilismo



MITJET Series 2009 & Open de España CM

MITJET SERIES FRANCIA vs ESPAÑA

Circuito de Cartagena 3,506 km

FINAL EUROPEA

25/10/2009 14:00

Carrera started at 13:58:25

Vuelta	Hora del día	lapo de vuelta	S1 T°	S2 T°	S3 T°
(81) SIRGUE DIDIER					
1	14:00:26.977	1:57.206	40.619	41.077	35.509
2	14:02:22.532	1:55.555	38.431	41.158	35.965
3	14:04:17.864	1:55.332	38.673	41.057	35.601
4	14:06:13.580	1:55.716	38.683	41.429	35.603
5	14:08:09.197	1:55.617	38.716	41.237	35.663
6	14:10:06.428	1:57.231	40.198	41.258	35.774
7	14:12:02.624	1:56.196	39.321	41.305	35.569
8	14:14:27.498	2:24.874	45.230	47.399	52.244
9	14:17:52.821	3:25.323	1:10.727	1:12.866	1:01.729
10	14:20:45.561	2:52.740	57.570	1:02.654	52.515
11	14:22:40.552	1:54.991	38.655	40.941	35.394

Vuelta	Hora del día	lapo de vuelta	S1 T°	S2 T°	S3 T°
(67) GUEDEJ MICHAEL					
1	14:00:27.566	1:57.661	41.037	40.990	35.633
2	14:02:23.383	1:55.817	38.645	41.496	35.675
3	14:04:18.918	1:55.535	38.722	41.058	35.754
4	14:06:14.478	1:55.560	38.650	41.194	35.715
5	14:08:10.180	1:55.702	38.739	41.358	35.604
6	14:10:07.948	1:57.768	40.305	41.568	35.894
7	14:12:04.525	1:56.577	39.436	41.233	35.907
8	14:14:28.711	2:24.186	45.460	45.807	52.918
9	14:17:53.368	3:24.657	1:10.136	1:13.112	1:01.408
10	14:20:46.341	2:52.973	57.666	1:02.488	52.818
11	14:22:41.497	1:55.156	38.639	40.963	35.553

Vuelta	Hora del día	lapo de vuelta	S1 T°	S2 T°	S3 T°
(31) DAYRAUT XAVIER					
1	14:00:26.851	1:57.332	40.569	41.149	35.613
2	14:02:22.861	1:56.010	39.150	41.237	35.622
3	14:04:18.583	1:55.722	38.778	41.260	35.683
4	14:06:13.968	1:55.385	38.544	41.401	35.439
5	14:08:09.628	1:55.660	38.800	41.480	35.379
6	14:10:08.296	1:58.668	40.492	42.297	35.878
7	14:12:04.725	1:56.429	39.560	41.208	35.660
8	14:14:29.723	2:24.998	46.201	45.434	53.362
9	14:17:53.853	3:24.130	1:09.678	1:13.201	1:01.250
10	14:20:46.944	2:53.091	57.970	1:02.125	52.995
11	14:22:41.716	1:54.772	38.890	40.829	35.052

Vuelta	Hora del día	lapo de vuelta	S1 T°	S2 T°	S3 T°
(92) ANQUETIL CHRISTOPHE					
1	14:00:28.602	1:58.358	40.948	41.415	35.994
2	14:02:24.728	1:56.126	39.069	40.990	36.066
3	14:04:21.303	1:56.575	39.095	41.550	35.929
4	14:06:18.593	1:57.290	39.167	42.124	35.998
5	14:08:16.123	1:57.530	39.443	42.059	36.027
6	14:10:13.231	1:57.108	39.439	41.602	36.066
7	14:12:09.774	1:56.543	39.149	41.348	36.045
8	14:14:31.040	2:21.266	43.897	43.717	53.651
9	14:17:54.626	3:23.586	1:09.535	1:13.057	1:00.993
10	14:20:47.604	2:52.978	58.258	1:01.817	52.902
11	14:22:44.446	1:56.842	39.418	41.509	35.914

Vuelta	Hora del día	lapo de vuelta	S1 T°	S2 T°	S3 T°
(6) Nicolás Suarez					
1	14:00:24.713	1:55.383	39.471	40.445	35.466
2	14:02:19.514	1:54.801	38.147	40.737	35.916
3	14:04:14.054	1:54.540	38.235	40.650	35.654
4	14:06:09.110	1:55.056	38.423	40.779	35.853
5	14:08:04.196	1:55.086	38.435	40.996	35.654
6	14:10:11.854	2:07.658	49.759	41.872	36.026
7	14:12:08.974	1:57.120	39.740	41.339	36.040
8	14:14:30.469	2:21.495	43.805	43.932	53.757
9	14:17:54.033	3:23.564	1:09.311	1:13.082	1:01.170
10	14:20:47.226	2:53.193	58.183	1:01.952	53.057
11	14:22:44.643	1:57.417	40.136	41.778	35.502

Vuelta	Hora del día	lapo de vuelta	S1 T°	S2 T°	S3 T°
(3) Daniel Cuadrado					
1	14:00:30.082	1:59.699	42.110	41.448	36.140
2	14:02:27.301	1:57.219	39.021	41.727	36.470
3	14:04:25.762	1:58.461	39.593	42.709	36.158
4	14:06:23.482	1:57.720	39.159	42.013	36.547
5	14:08:20.816	1:57.334	39.094	41.939	36.300
6	14:10:18.528	1:57.712	39.175	42.159	36.377
7	14:12:18.384	1:59.856	39.961	42.374	37.520
8	14:14:32.272	2:13.888	40.909	42.417	50.561
9	14:17:55.113	3:22.841	1:08.819	1:13.018	1:01.003
10	14:20:48.231	2:53.118	58.149	1:01.883	53.085
11	14:22:44.671	1:56.440	38.733	41.439	36.267

Vuelta	Hora del día	lapo de vuelta	S1 T°	S2 T°	S3 T°
(113) Enrique Martinez					
1	14:00:31.242	2:00.270	42.064	41.568	36.637
2	14:02:28.848	1:57.606	39.656	41.489	36.460
3	14:04:27.087	1:58.239	39.010	42.964	36.264
4	14:06:24.373	1:57.286	39.021	41.787	36.477
5	14:08:21.735	1:57.362	39.170	41.528	36.663
6	14:10:19.723	1:57.988	39.356	42.132	36.499
7	14:12:18.252	1:58.529	39.812	41.768	36.948
8	14:14:33.838	2:15.586	41.933	42.894	50.758
9	14:17:56.080	3:22.242	1:08.210	1:12.987	1:01.044
10	14:20:49.638	2:53.558	58.322	1:01.427	53.808
11	14:22:46.707	1:57.069	39.341	41.329	36.398

Vuelta	Hora del día	lapo de vuelta	S1 T°	S2 T°	S3 T°
(100) RENAUT JEAN JACQUES					
1	14:00:38.754	2:05.572	45.338	44.208	36.025
2	14:02:36.023	1:57.269	39.591	41.412	36.265
3	14:04:32.555	1:56.532	39.035	41.686	35.810
4	14:06:28.110	1:55.555	38.449	41.124	35.981
5	14:08:24.311	1:56.201	38.594	41.674	35.932
6	14:10:22.654	1:58.343	41.117	41.554	35.671
7	14:12:21.817	1:59.163	39.461	42.458	37.243
8	14:14:38.773	2:16.956	41.955	44.480	50.520
9	14:17:58.901	3:20.128	1:06.898	1:11.547	1:01.682
10	14:20:51.205	2:52.304	57.612	1:01.151	53.540
11	14:22:47.598	1:56.393	39.020	40.845	36.527

Vuelta	Hora del día	lapo de vuelta	S1 T°	S2 T°	S3 T°
(41) Gustavo Gomar					
1	14:00:29.472	1:59.126	41.855	41.025	36.245
2	14:02:27.202	1:57.730	39.071	41.571	37.087
3	14:04:26.523	1:59.321	39.448	43.323	36.549
4	14:06:24.846	1:58.323	39.762	41.792	36.768
5	14:08:23.064	1:58.218	39.454	41.390	37.373
6	14:10:21.253	1:58.189	39.594	41.926	36.668
7	14:12:19.819	1:58.566	40.039	41.669	36.857
8	14:14:36.077	2:16.258	40.750	44.146	51.361
9	14:17:56.588	3:20.511	1:07.378	1:12.332	1:00.800
10	14:20:49.915	2:53.327	58.482	1:01.228	53.616
11	14:22:48.689	1:58.774	39.550	41.340	37.883

Vuelta	Hora del día	lapo de vuelta	S1 T°	S2 T°	S3 T°
(8) JULIEN GEDET					
1	14:00:31.504	2:00.823	42.752	42.093	35.977
2	14:02:28.316	1:56.812	39.022	41.372	36.417
3	14:04:27.714	1:59.398	39.786	43.238	36.373
4	14:06:25.583	1:57.869	39.334	41.989	36.545
5	14:08:23.379	1:57.796	39.521	42.011	36.263
6	14:10:21.556	1:58.177	39.814	42.337	36.025
7	14:12:20.676	1:59.120	40.169	42.133	36.817
8	14:14:37.636	2:16.960	40.256	44.883	51.820
9	14:17:57.306	3:19.670	1:06.646	1:12.337	1:00.686
10	14:20:51.115	2:53.809	58.508	1:01.282	54.018
11	14:22:48.818	1:57.703	39.754	41.496	36.452

Vuelta	Hora del día	lapo de vuelta	S1 T°	S2 T°	S3 T°
(26) DESPLAT JEAN PHILIPPE					

Tus resultados en: www.bargade.es info@bargade.es (+34) 902 106 340 Orbits 4



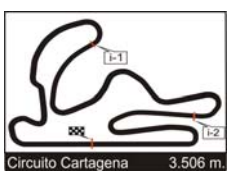
El Jefe de Cronometraje

Javier Barg
Hora:

El Director de Carrera
Hora:

El/los Comisarios Deportivos
Hora:

Provisional
Definitiva
www.bargade.es



Real Federación
Española de
Automovilismo



MITJET Series 2009 & Open de España CM

MITJET SERIES FRANCIA vs ESPAÑA

Circuito de Cartagena 3,506 km

FINAL EUROPEA

25/10/2009 14:00

Carrera started at 13:58:25

Vuelta	Hora del día	lapo de vuelta	S1 T°	S2 T°	S3 T°
1	14:00:35.925	2:04.122	44.687	42.539	36.895
2	14:02:34.591	1:58.666	39.634	42.201	36.830
3	14:04:33.811	1:59.220	40.207	42.674	36.338
4	14:06:30.826	1:57.015	39.207	41.822	35.985
5	14:08:27.911	1:57.085	39.338	41.692	36.054
6	14:10:25.517	1:57.606	38.981	42.649	35.975
7	14:12:22.189	1:56.672	39.085	41.363	36.223
8	14:14:40.536	2:18.347	42.377	44.399	51.570
9	14:17:59.927	3:19.391	1:06.330	1:11.647	1:01.413
10	14:20:51.837	2:51.910	58.191	1:00.575	53.143
11	14:22:49.181	1:57.344	39.653	41.389	36.301

Vuelta	Hora del día	lapo de vuelta	S1 T°	S2 T°	S3 T°
2	14:02:38.385	1:58.087	39.356	42.011	36.719
3	14:04:38.963	2:00.578	41.282	42.482	36.813
4	14:06:38.940	1:59.977	39.558	43.372	37.046
5	14:08:39.183	2:00.243	40.033	42.719	37.490
6	14:10:39.633	2:00.450	40.418	42.498	37.533
7	14:13:24.877	2:45.244	56.629	59.287	49.327
8	14:15:37.520	2:12.643	46.845	45.838	39.959
9	14:18:05.314	2:27.794	44.337	44.533	58.923
10	14:20:55.526	2:50.212	56.985	59.694	53.532
11	14:22:53.956	1:58.430	40.356	41.474	36.599

(51) MICHAEL LEPOUTRE

1	14:00:28.790	1:58.692			
2	14:02:35.049	2:06.259			
3	14:04:34.212	1:59.163			
4	14:06:31.161	1:56.949			
5	14:08:28.144	1:56.983			
6	14:10:25.695	1:57.551			
7	14:12:22.877	1:57.182			
8	14:14:44.198	2:21.321			
9	14:18:01.446	3:17.248			
10	14:20:52.757	2:51.311			
11	14:22:49.328	1:56.571			

(29) Jorge Egui

1	14:00:35.950	2:04.534	44.278	42.633	37.622
2	14:02:37.110	2:01.160	40.175	42.777	38.207
3	14:04:40.111	2:03.001	42.419	43.153	37.428
4	14:06:40.208	2:00.097	40.493	42.726	36.877
5	14:08:40.695	2:00.487	40.491	42.877	37.118
6	14:10:41.527	2:00.832	40.719	43.149	36.963
7	14:13:25.643	2:44.116	55.751	59.261	49.103
8	14:15:38.536	2:12.893	47.148	45.944	39.800
9	14:18:06.940	2:28.404	44.343	45.565	58.495
10	14:20:56.787	2:49.847	56.072	59.759	54.015
11	14:22:56.086	1:59.299	40.283	42.105	36.910

(32) PALACIN Juliette

1	14:00:32.319	2:01.549	43.535	42.231	35.782
2	14:02:29.760	1:57.441	39.934	41.970	35.536
3	14:04:42.116	2:12.356	53.994	42.223	36.138
4	14:06:40.247	1:58.131	39.515	42.342	36.273
5	14:08:38.780	1:58.533	39.755	42.769	36.008
6	14:10:36.981	1:58.201	39.594	42.693	35.913
7	14:13:23.935	2:46.954	57.859	57.789	51.305
8	14:15:36.298	2:12.363	45.885	46.423	40.054
9	14:18:03.646	2:27.348	42.961	44.728	59.658
10	14:20:54.076	2:50.430	57.534	59.850	53.045
11	14:22:51.481	1:57.405	40.423	41.703	35.278

(12) SHUMEYEV RUBEN

1	14:00:38.686	2:06.079	45.570	43.843	36.665
2	14:02:38.051	1:59.365	40.232	42.245	36.887
3	14:04:45.417	2:07.366	41.280	42.277	43.808
4	14:06:46.670	2:01.253	41.053	42.597	37.602
5	14:08:46.272	1:59.602	40.302	42.414	36.885
6	14:10:47.846	2:01.574	42.135	42.738	36.700
7	14:13:26.529	2:38.683	50.218	59.607	48.857
8	14:15:39.604	2:13.075	48.164	46.004	38.906
9	14:18:08.344	2:28.740	44.535	45.977	58.227
10	14:20:57.746	2:49.402	56.294	59.876	53.231
11	14:22:56.143	1:58.397	40.334	41.625	36.437

(68) DOUMAYROU HERVE

1	14:00:37.641	2:05.335	44.929	42.756	37.649
2	14:02:37.873	2:00.232	41.030	42.254	36.947
3	14:04:37.940	2:00.067	40.255	42.527	37.284
4	14:06:38.922	2:00.982	40.791	42.948	37.242
5	14:08:38.908	1:59.986	40.589	42.481	36.915
6	14:10:38.879	1:59.971	39.952	42.830	37.188
7	14:13:24.351	2:45.472	56.900	59.214	49.357
8	14:15:37.054	2:12.703	46.995	45.705	40.002
9	14:18:04.431	2:27.377	44.415	44.534	58.427
10	14:20:54.960	2:50.529	57.469	59.651	53.408
11	14:22:53.037	1:58.077	40.045	41.721	36.310

(53) ZANONI GERARD

1	14:00:44.634	2:11.600	47.779	46.193	37.627
2	14:02:45.571	2:00.937	41.192	42.975	36.769
3	14:04:44.917	1:59.346	40.091	42.237	37.017
4	14:06:45.043	2:00.126	40.477	42.997	36.651
5	14:08:45.549	2:00.506	40.782	42.871	36.852
6	14:10:47.016	2:01.467	41.152	43.264	37.050
7	14:13:25.999	2:38.983	50.877	59.316	48.789
8	14:15:38.989	2:12.990	48.300	46.191	38.498
9	14:18:07.698	2:28.709	44.801	45.730	58.177
10	14:20:57.141	2:49.443	56.295	59.715	53.432
11	14:22:58.972	2:01.831	41.550	43.289	36.991

(58) NAVARRO CLAUDE

1	14:00:36.669	2:05.453	44.890	42.566	37.996
2	14:02:37.186	2:00.517	40.468	42.444	37.604
3	14:04:35.302	1:58.116	39.668	41.831	36.616
4	14:06:34.147	1:58.845	39.920	42.181	36.743
5	14:08:33.159	1:59.012	39.944	42.241	36.826
6	14:10:31.969	1:58.810	39.817	42.123	36.869
7	14:12:36.822	2:04.853	42.130	44.904	37.818
8	14:14:46.135	2:09.313	41.998	42.692	44.622
9	14:18:01.981	3:15.846	1:03.505	1:11.084	1:01.256
10	14:20:53.900	2:51.919	58.547	1:00.057	53.314
11	14:22:53.492	1:59.592	41.685	41.454	36.452

(94) GUITTEAUD JEAN MICHEL

1	14:00:33.756	2:02.178	43.849	41.742	36.586
2	14:02:50.531	2:16.775	39.509	42.139	55.126
3	14:04:52.742	2:02.211	43.192	42.690	36.328
4	14:06:52.072	1:59.330	39.311	43.294	36.724
5	14:08:50.981	1:58.909	39.712	42.775	36.421
6	14:10:49.519	1:58.538	39.968	41.925	36.644
7	14:13:28.427	2:38.908	51.741	58.973	48.193
8	14:15:41.852	2:13.425	48.174	46.374	38.876
9	14:18:10.824	2:28.972	44.736	46.209	58.026
10	14:20:59.769	2:48.945	56.699	59.504	52.741
11	14:22:59.086	1:59.317	39.990	42.726	36.600

(36) THIVAT PATRICE

1	14:00:40.298	2:06.953	46.415	44.316	36.221
---	--------------	----------	--------	--------	---------------

(60) BARNOIN JEAN LUC


1	14:00:41.283	2:09.205	46.842	44.908	37.454
2	14:02:42.132	2:00.849	40.821	42.707	37.320

Tus resultados en: www.bargade.es info@bargade.es (+34) 902 106 340

Orbits 4



El Jefe de Cronometraje



Hora:

El Director de Carrera

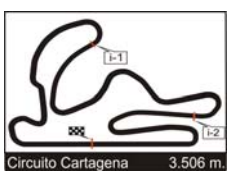
Hora:

El/los Comisarios Deportivos

Hora:

Provisional

Definitiva



MITJET Series 2009 & Open de España CM

MITJET SERIES FRANCIA vs ESPAÑA

Circuito de Cartagena 3,506 km

FINAL EUROPEA

25/10/2009 14:00

Carrera started at 13:58:25

Vuelta	Hora del día	lapo de vuelta	S1 T°	S2 T°	S3 T°
3	14:04:43.930	2:01.798	40.995	43.557	37.245
4	14:06:45.181	2:01.251	40.479	42.785	37.986
5	14:08:46.200	2:01.019	41.247	42.643	37.128
6	14:10:49.311	2:03.111	42.085	44.091	36.934
7	14:13:27.329	2:38.018	50.815	59.423	47.779
8	14:15:40.954	2:13.625	48.575	46.205	38.844
9	14:18:09.941	2:28.987	44.699	46.375	57.912
10	14:20:58.892	2:48.951	56.757	59.164	53.029
11	14:23:01.585	2:02.693	40.602	44.283	37.807

Vuelta	Hora del día	lapo de vuelta	S1 T°	S2 T°	S3 T°
4	14:07:10.602	2:10.866	42.760	47.370	40.735
5	14:09:21.903	2:11.301	43.626	46.796	40.878
6	14:11:34.080	2:12.177	44.851	46.760	40.565
7	14:13:56.601	2:22.521	46.931	51.742	43.847
8	14:16:16.773	2:20.172	48.048	49.990	42.133
9	14:18:33.293	2:16.520	46.191	49.428	40.900
10	14:21:05.457	2:32.164	44.594	52.749	54.820
11	14:23:11.614	2:06.157	42.367	45.439	38.350

(13) LESCOS Didier

1	14:00:33.226	2:01.854	43.324	42.097	36.432
2	14:02:30.467	1:57.241	39.538	41.740	35.962
3	14:04:29.498	1:59.031	40.882	42.046	36.102
4	14:06:26.850	1:57.352	39.673	41.824	35.854
5	14:08:24.202	1:57.352	39.180	41.876	36.295
6	14:10:22.031	1:57.829	39.999	42.014	35.815
7	14:12:22.228	2:00.197	40.412	42.141	37.643
8	14:14:41.201	2:18.973	42.626	44.442	51.904
9	14:18:00.325	3:19.124	1:06.316	1:11.860	1:00.947
10	14:20:52.520	2:52.195	58.531	1:00.533	53.130
11	14:23:01.669	2:09.149	50.117	42.053	36.978

(14) Albertor Gonzalez

1	14:00:56.408	2:24.216	45.668	1:00.191	38.356
2	14:02:58.479	2:02.071	41.184	42.851	38.035
3	14:05:01.096	2:02.617	41.413	42.761	38.442
4	14:07:04.678	2:03.582	42.006	43.554	38.021
5	14:09:07.963	2:03.285	41.120	43.502	38.662
6	14:11:11.486	2:03.523	41.792	43.050	38.680
7	14:13:32.292	2:20.806	43.409	48.129	49.267
8	14:15:46.811	2:14.519	48.137	46.634	39.747
9	14:18:14.016	2:27.205	43.270	46.818	57.116
10	14:21:04.821	2:50.805	56.409	59.390	55.005
11	14:23:14.132	2:09.311	41.752	49.902	37.656

(15) THIERRY JONCOUX

1	14:00:44.157	2:10.913	48.114	45.099	37.699
2	14:02:45.261	2:01.104	41.217	42.733	37.153
3	14:04:46.075	2:00.814	40.739	42.635	37.439
4	14:06:46.932	2:00.857	40.927	42.929	37.000
5	14:08:46.905	1:59.973	40.859	42.323	36.790
6	14:10:47.366	2:00.461	40.986	43.043	36.431
7	14:13:30.592	2:43.226	59.098	54.743	49.384
8	14:15:44.155	2:13.563	47.909	46.804	38.849
9	14:18:12.312	2:28.157	44.180	46.888	57.088
10	14:21:02.795	2:50.483	56.545	59.204	54.733
11	14:23:05.829	2:03.034	41.514	44.366	37.153

(30) Jose Antonio Alvarez

1	14:00:45.309	2:09.474	45.831	46.829	36.813
2	14:02:46.131	2:00.822	41.366	42.513	36.942
3	14:04:45.846	1:59.715	40.159	42.440	37.115
4	14:06:46.892	2:01.046	40.821	42.780	37.444
5	14:08:47.511	2:00.619	41.118	42.382	37.118
6	14:10:48.301	2:00.790	41.100	42.925	36.764
7	14:13:26.823	2:38.522	50.157	59.797	48.567
8	14:15:40.065	2:13.242	48.311	45.872	39.058
9	14:18:09.037	2:28.972	44.398	46.015	58.558
10	14:20:58.293	2:49.256	56.407	59.449	53.399
11	14:23:55.499	2:57.206	40.013	1:10.292	1:06.900

(82) LEONARD FRANCOIS

1	14:00:42.798	2:09.854	46.604	45.300	37.949
2	14:02:46.925	2:04.127	41.664	43.431	39.031
3	14:04:49.503	2:02.578	41.482	43.492	37.603
4	14:06:53.275	2:03.772	41.609	43.990	38.172
5	14:08:56.989	2:03.714	41.491	44.165	38.057
6	14:11:01.331	2:04.342	42.287	43.986	38.068
7	14:13:30.897	2:29.566	46.930	53.669	48.966
8	14:15:45.294	2:14.397	48.456	46.535	39.405
9	14:18:13.114	2:27.820	43.827	46.621	57.371
10	14:21:03.373	2:50.259	56.356	59.157	54.745
11	14:23:06.446	2:03.073	41.935	43.882	37.255

(69) BARON SEBASTIEN

1	14:00:24.338	1:55.098	39.198	40.516	35.383
2	14:02:19.144	1:54.806	38.283	40.816	35.706
3	14:04:13.671	1:54.527	38.247	40.745	35.534
4	14:06:08.821	1:55.150	38.403	41.077	35.669
5	14:08:04.007	1:55.186	38.237	41.386	35.562
6	14:10:03.911	1:59.904	40.196	42.634	37.073

(4) ROHEE CHARLES

1	14:00:47.276	2:13.484	48.153	46.264	39.066
2	14:02:50.904	2:03.628	41.694	43.966	37.967
3	14:04:55.565	2:04.661	42.079	44.179	38.402
4	14:07:00.655	2:05.090	41.964	44.877	38.248
5	14:09:04.415	2:03.760	41.879	44.119	37.761
6	14:11:11.068	2:06.653	42.578	44.488	39.586
7	14:13:31.923	2:20.855	42.884	48.650	49.320
8	14:15:46.220	2:14.297	48.162	46.768	39.366
9	14:18:13.624	2:27.404	43.545	46.838	57.020
10	14:21:04.356	2:50.732	56.468	59.348	54.915
11	14:23:09.356	2:05.000	42.771	44.392	37.836

(5) Antonio Puga

1	14:00:32.042	2:00.793	42.511	41.944	36.337
2	14:02:29.686	1:57.644	39.545	41.844	36.254
3	14:04:28.863	1:59.177	41.098	42.015	36.063
4	14:06:26.228	1:57.365	39.364	41.843	36.157
5	14:08:23.926	1:57.698	39.199	41.920	36.578
6	14:18:02.904	9:38.978	7:26.839	1:10.693	1:01.445

(131) Mariano Cuadrado

1	14:00:43.835	2:11.061	47.748	45.081	38.231
2	14:02:50.522	2:06.687	42.689	45.549	38.448
3	14:04:59.736	2:09.214	42.854	46.210	40.149

(18) Amaury Lepoutre

1	14:00:29.712	1:59.615	42.299	41.113	36.202
2	14:02:26.684	1:56.972	39.079	41.772	36.120
3	14:04:22.955	1:56.271	39.180	41.177	35.913
4	14:06:18.980	1:56.025	38.637	41.303	36.084

(21) Ettore Acquani

1	14:00:36.962	2:05.286	45.106	42.440	37.739
2	14:02:37.407	2:00.445	40.832	42.551	37.061

Tus resultados en: www.bargade.es info@bargade.es (+34) 902 106 340

Orbits 4



El Jefe de Cronometraje

Javier Barg

Hora:

El Director de Carrera

Hora:

El/los Comisarios Deportivos

Hora:

Provisional

Definitiva

www.ba... Página 3/3